

Wireless 500 VAC Voltage Meters

General Description

The Wireless 500 VAC Voltage Meter is an analog measuring device that reports the measured VACrms on user specified intervals.

- Wireless interface for measuring voltage
- Measures voltage up to 500 VAC rms

Principle of Operation

By connecting the leads on the Monnit Wireless 500 VAC Voltage Meter to the hot (black) and neutral (white) terminals of an AC power system, the sensor can measure the voltage and send data to the iMonnit Online Sensor Monitoring and Notification System. The data is stored in the online system and can be reviewed and exported as a data sheet or graph. Notifications can be set up through the online system to alert the user when certain thresholds have been met or exceeded.


Example Applications

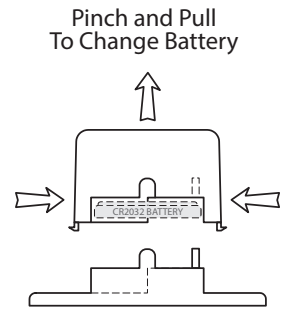
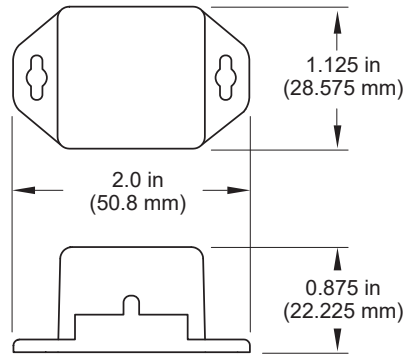

- Power Lines
- Machinery
- Electrical Motors
- Generators
- Many additional applications

Features of ICARE Sensors

- Wireless range of 1,200+ feet through 12+ walls *
 - Frequency-Hopping Spread Spectrum (FHSS)
 - Improved interference immunity
 - Improved power management for longer battery life ** (12+ years on AA batteries)
 - Security (Diffie-Hellman Key Exchange + AES-128 CBC for sensor data messages)
 - Onboard data memory stores up to 3200 readings per sensor:
 - 10-minute heartbeats = 22 days
 - 2-hour heartbeats = 266 days
 - Over-the-air updates (future proof)
 - Online wireless sensor monitoring and notification system to configure sensors, view data and set alerts via SMS text and email
- * Actual range may vary depending on environment.
 ** Battery life is determined by sensor reporting frequency and other variables. Other power options are also available.

Wireless Range Comparison





Wireless 500 VAC Voltage Meter (Coin Cell) | Technical Specifications

Supply voltage	2.0–3.6 VDC *
Current consumption	0.7 μ A (sleep mode) 2 mA (radio idle/off mode) 2 mA (measurement mode) 25 mA (radio RX mode) 35 mA (radio TX mode)
Operating temperature range (board circuitry and coin cell)	-7°C to +60°C (20°F to +140°F)**
Optimal battery temperature range (coin cell)	+10°C to +50°C (+50°F to +122°F)
Accurate Range	0–500 VACrms
Absolute Maximum Input Voltage	600 VACrms ***
Accuracy	+/- (1 Volt +2% of reading)
Calibrated Accuracy	+/- (.5 Volt +1% reading)
Resolution	0.1 VACrms
Input Impedance	2 MOhm
Response Time	~ 1 Second
Leaded Wire Specification	2 Wires, 1 ft (12 in), Black (Hot), White (Neutral), 18 AWG (Custom lengths available upon request.)
Integrated memory	Up to 3200 sensor messages
Wireless range	1,200+ ft non-line-of-sight
Security	256-bit key exchange and AES-128 CTR
Weight	1.0 oz.
Certifications	900 MHz wireless product; FCC ID: ZTL-G2SC1 and IC: 9794A-G2SC1.

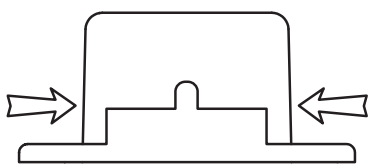


* Hardware cannot withstand negative voltage. Please take care when connecting a power device.

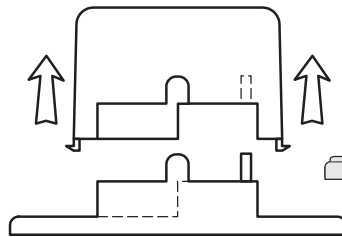
** At temperatures above 100°C, it is possible for the board circuitry to lose programmed memory.

*** If application exceeds 500 VAC the sensor will return a maximum reading of 500 V.

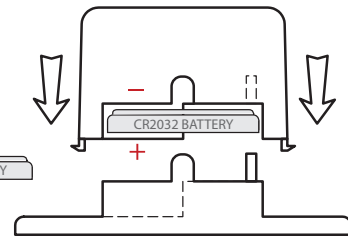
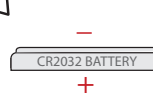
Pinch For Battery Access



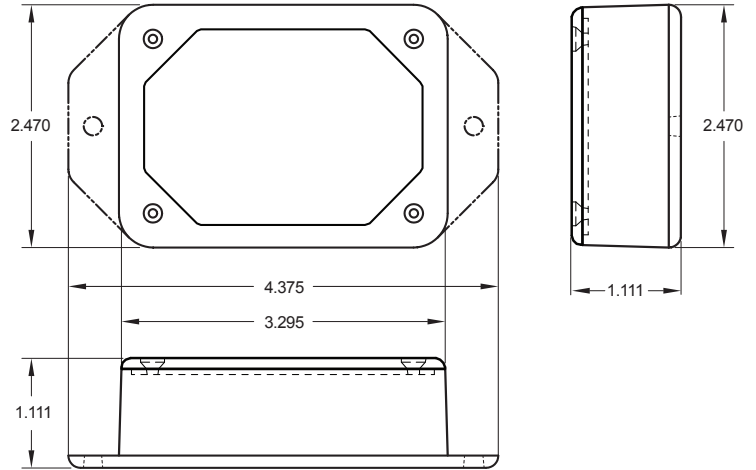

Pinch
(press in on the sides)





Pull
(sensor away from base)



Press
(sensor back into base)



Wireless 500 VAC Voltage Meter (AA) | Technical Specifications

Supply voltage	2.0–3.6 VDC (3.0–3.6 VDC using power supply) *
Current consumption	0.7 μ A (sleep mode) 2 mA (radio idle/off mode) 2 mA (measurement mode) 25 mA (radio RX mode) 35 mA (radio TX mode)
Operating temperature range (board circuitry and batteries)	-18°C to 55°C (0°F to 130°F) using alkaline -40°C to 85°C (-40°F to 185°F) using lithium **
Optimal battery temperature range (AA)	+10°C to +50°C (+50°F to +122°F)
Accurate Range	0–500 VACrms
Absolute Maximum Input Voltage	600 VACrms ***
Accuracy	+/- (1 Volt +2% of reading)
Calibrated Accuracy	+/- (.5 Volt +1% reading)
Resolution	0.1 VACrms
Input Impedance	2 MOhm
Response Time	~ 1 Second
Leaded Wire Specification	2 Wires, 1 ft (12 in), Black (Hot), White (Neutral), 18 AWG (Custom lengths available upon request.)
Integrated memory	Up to 3200 sensor messages
Wireless range	1,200+ ft non-line-of-sight
Security	256-bit key exchange and AES-128 CTR
Weight	4.0 oz.
Certifications	  Industry Canada 900 MHz wireless product; FCC ID: ZTL-G2SC1 and IC: 9794A-G2SC1.

* Hardware cannot withstand negative voltage. Please take care when connecting a power device.

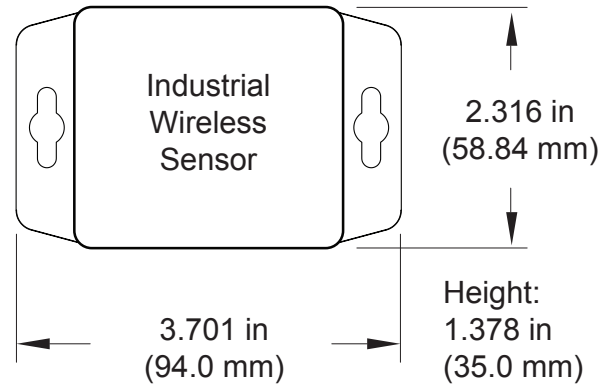
** At temperatures above 100°C, it is possible for the board circuitry to lose programmed memory.

*** If application exceeds 500 VAC the sensor will return a maximum reading of 500 V.



Power Options

Two replaceable 1.5V AA sized batteries are included with the standard model. A line-power version with battery backup is also available—allowing it to be powered by a standard 3.0–3.6V power supply and use the internal batteries if there is a power interruption.

Power options must be selected at time of purchase as the internal hardware of the sensor must be changed to support the selected power requirements.



Industrial Wireless 500 VAC Voltage Meter | Technical Specifications

Supply voltage	2.0–3.6 VDC (3.0–3.6 VDC using power supply) *	
Current consumption	0.2 μ A (sleep mode), 0.7 μ A (RTC sleep), 570 μ A (MCU idle), 2.5 mA (MCU active), 5.5 mA (radio RX mode), 22.6 mA (radio TX mode)	
Operating temperature range (board circuitry and battery)	-40°C to +85°C (-40°F to +185°F) **	
Included battery	Max temperature range	-40° to +85°C (-40° to +185°F)
	Capacity	1800 mAh
Optional solar feature	Solar panel	5VDC/30mA (53mm x 30mm)
	Charging temperature range	0° to 45°C (32° to 113°F)
	Max temperature range	-20° to 60°C (-4° to 140°F)
	Included rechargeable battery	600 mAh/>2000 charge cycles (80% of initial capacity)
	Solar efficiency	Optimized for high and low-light operation ***
	Charging efficiency	40% ***
	Luminous sustainability	Minimum of 250 LUX ***
Accurate Range	0–500 VACrms	
Absolute Maximum Input Voltage	600 VACrms ****	
Accuracy	+/- (1 Volt +2% of reading)	
Calibrated Accuracy	+/- (.5 Volt +1% reading)	
Resolution	0.1 VACrms	
Input Impedance	2 MOhm	
Response Time	~ 1 Second	
Leaded Wire Specification	2 Wires, 1 ft (12 in), Black (Hot), White (Neutral), 18 AWG (Custom lengths available upon request.	
Integrated memory	Up to 3200 sensor messages	
Wireless range	1,200+ ft non-line-of-sight	
Security	256-bit key exchange and AES-128 CTR	
Weight	4.7 ounces	
Enclosure rating	NEMA 1, 2, 4, 4x, 12 and 13 rated, sealed and weather proof	
UL rating	UL Listed to UL508-4x specifications (File E194432)	
Certifications	  Industry Canada	900 MHz wireless product; FCC ID: ZTL-G2SC1 and IC: 9794A-G2SC1.

* Hardware cannot withstand negative voltage. Please take care when connecting a power device.

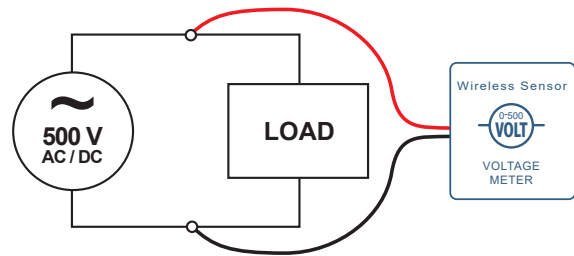
** At temperatures above 100°C, it is possible for the board circuitry to lose programmed memory.

*** Light present 25% of day yields 125% of operating power to support 10-minute heartbeats.

**** If application exceeds 500 VAC/VDC the sensor will return a maximum reading of 500 V.

Proper Installation

If the sensor is not connected to the power source properly, it will appear that the sensor is broken. Please follow this wiring diagram to ensure proper performance and detection.



Commercial Grade Sensors

ICARE commercial grade sensors are designed for applications in ordinary environments (normal room temperature, humidity and atmospheric pressure). Do not use these sensors under the following conditions as these factors can deteriorate the product characteristics and cause failures and burnout.

- Corrosive gas or deoxidizing gas: chlorine gas, hydrogen sulfide gas, ammonia gas, sulfuric acid gas, nitric oxides gas, etc.
- Volatile or flammable gas
- Dusty conditions
- Low-pressure or high-pressure environments
- Wet or excessively humid locations
- Places with salt water, oils chemical liquids or organic solvents
- Where there are excessively strong vibrations
- Other places where similar hazardous conditions exist

Use these products within the specified temperature range. Higher temperature may cause deterioration of the characteristics or the material quality.

Industrial Grade Sensors | Type 1, 2, 4, 4X, 12 and 13 NEMA Rated Enclosure

ICARE's Industrial sensors are enclosed in reliable, weatherproof NEMA-rated enclosures. Our NEMA-rated enclosures are constructed for both indoor or outdoor use and protect the sensor circuitry against the ingress of solid foreign objects like dust as well as the damaging effects of water (rain, sleet, snow, splashing water, and hose-directed water).

- Safe from falling dirt
- Protects against wind-blown dust
- Protects against rain, sleet, snow, splashing water, and hose-directed water
- Increased level of corrosion resistance
- Will remain undamaged by ice formation on the enclosure



For more information about our products or to place an order, please contact our sales department at 586-899-1150.

Visit us on the web at www.icaremonitoring.com.

ICARE Monitoring
Saint Clair Shores, MI 48082
586-899-1150
www.icaremonitoring.com